

Home Automation Using Hand Gestures

NIKHIL ANAND¹, SHAKSHI MISHRA²

¹Department of Computer Engineering, Poornima College of Engineering, Jaipur, Rajasthan, India

²Associate Professor, Department of Computer Engineering, Poornima College of Engineering, Jaipur, Rajasthan, India

Abstract -- Now a days it is very common to control Electrical Appliances and gadgets using switches and infrared remote. Now it is the time for new control system to replace the existing one. The main aim of his new system is to control the gadgets using finger movements and gestures. Home automation means to control and use the home appliances automatically. The proposed work consists of fast algorithm for identifying set of hand gestures using images. For this, algorithm based on MATLAB is used. It is a tool used for real time image processing by capturing an image using camera. The captured image of hand is processed using MATLAB and it is compared with preloaded gestures. If it is matched then data is sent to microcontroller hardware and the hardware sends signals to devices just same as the remote control does. This system can also be the best solution for the physically challenged and for the people who are not in the reach to switches. The common hardware devices include camera, PIC microcontroller, fan, light, power supply, LED, GSM module. This hardware module is communicated with simulation software using a USB to serial converter bus.

Index Terms - Gesture control, MATLAB, Gesture recognition, home appliances.

I. INTRODUCTION

In this proposed work I have implemented the home automation based on gesture control using MATLAB simulation tool with the help of microcontroller. Keeping in mind the everyday difficulties in the era with the advancement of technologies in everyone's life, this proposed work was created. The fundamental issue of incapacity is increasing increasingly significance everywhere throughout the world. In the meantime there is a vast system of Non-Governmental Organizations which are working for the improvement of people with physical disabilities. Along these lines giving answer for the ineptitudes is the prime moto of this work. Gestures are assumed to be a noteworthy part in this proposed work. We can define gestures as a form of non-vocal or non-verbal communication

using which humans can communicate or interact or even transfer messages with the help of body actions. Gestures can hands, or even other body parts. Body gestures allows people to transfer different types of thoughts and feelings. There are different applications which could be controlled by a signals incorporate media players, remote controllers, robots, and so on. Signal acknowledgment is the numerical translation of a human movement by a registering gadget. At the end of the day, interface with PCs or other gear utilizing motions of the human body, normally hand developments. In the signal recognition innovation, a camera peruses the motions of the human body and conveys the information to a PC that uses the signals as a contribution to control gadgets or applications.

II. AIM OF THIS WORK

The fundamental point of this work is to outline a virtual switch in light of hand motions to control the home apparatuses. The entire procedure depends on picture handling utilizing MATLAB and microcontroller. The information got by web camera is bolstered as a contribution to MATLAB and microcontroller is utilized to send controlling signs to the gadgets.

III. SCOPE OF THIS WORK

Hand gestures are used to operate the devices and home gadgets such as lights, fans, and many more. The main tool used for capturing the motions and gestures of hand is the MATLAB simulation tool. It is required to rerun the program each time subsequent to catching and handling one motion and one gadget is controlled. Research is going ahead to control all the home machines once program is effectively run. The future improvement will be founded on IoT premise. Other than machines, these signals can be utilized for speed control, volume and channel tuning, and so forth. In future, these motions can be utilized for controlling even autos or programming applications. By the future

headway advancements signals can be utilized to control autos and even programming applications. It can give brilliant pictures, superior, high exactness and high solid approach to control the gadgets.

IV. BLOCK DIAGRAM

The following figure displays the block diagram of the Home automation based on gestures using Fast corner detection algorithm method along with the explanation of the algorithm of the Fast Fourier Transform. Features from accelerated segment test is a corner detection strategy, which could be utilized to extricate include indicates and later utilized track and guide protests in numerous PC vision undertakings. Fast corner detector utilizes a hover of 16 pixels to characterize whether a hopeful point p is really a corner. It speaks to the different advances associated with motion acknowledgment process alongside the equipment parts required for the controlling of the home apparatuses. In this the re-enactment apparatus for the preparing of motion picture is interfaced with the hardware's by means of USB to serial converter.

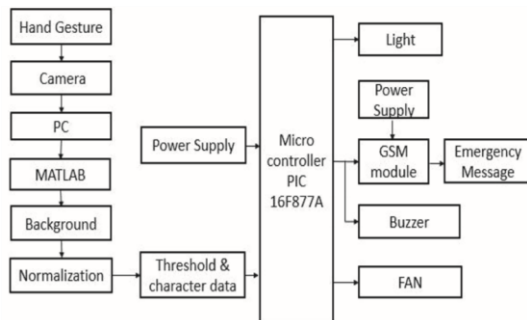


Figure 1. Block diagram of gesture based home automation system

V. PROPOSED METHODOLOGY

Motion controlled home automation is utilized to control and work the home apparatuses for a diversely debilitated people. The home apparatuses incorporate fan, light, clothes washer, and so forth. There are a few strategies and stages for the procedure called signal acknowledgment innovation. It uses several platforms like MATLAB, LabVIEW, and so forth. In this proposed work I am using MATLAB to process the images and gestures. The distinctive techniques incorporate vision based frameworks, glove based frameworks, strategy in light of Acoustic, Tactile,

Optical, Bionic and Motion. Gestures discovery in light of the MATLAB re-enactment device is anything but difficult to process the picture caught by the camera. Yet, it is hard to get the exact detection, in light of the fact that the coordinating of preloaded gestures with the current motion is an intricate assignment. Object identification strategy straightforwardly recognizes the object, which has a high exactness as it were. At first the ongoing picture is caught from the webcam, at that point by utilizing the NL Harris algorithm foundation detachment, standardization, averaging 4 focuses and scaling channel can be done. To process the picture and perceiving the hand motion will be the most troublesome undertaking. Such troublesome undertaking comprises of two areas: The first one contains gestures of a hand might differ from people to people and even motion position of a hand additionally may fluctuate. With the goal that a motion is preloaded in the MATLAB for the simple preparing of the picture. The second difficulty is that the threshold value may fluctuate for camera to camera, contrast and in some cases it might shift for foundation. In the MATLAB simulation platform an estimate of the limit is stacked, it might contrast from the give or take deviation run. On the off chance that the deliberate edge is inside a range it goes into the circle and executes the anticipated procedure in light of the calculation.

VI. VIDEO INPUT

The video contribution for this procedure is taken utilizing a Web camera. By running the MATLAB program the camera is turned on following a couple of moments. At that point the video begins pursuing that, if the signal is appeared against the video running in the constant procedure. The postpone time for catching the picture in the running video is settled. At long last the video is changed over into the casings. The video estimate is acclimated to 640 x 480 pixels.

VII. CORNER POINT DETECTION ALGORITHM

Different applications require remembering no less than two pictures toward the true objective to think information from them. For instance, if two progressive edges in a video arrangement taken from a moving camera can be connected, it is anything but

difficult to extricate data about the profundity of articles in nature and speed of the camera. The power technique for contrasting every pixel in the two pictures is computationally over the top for the dominant part of utilizations. Naturally, one can picture relate two pictures by coordinating just areas in the picture that are somehow fascinating Such demonstrates are suggested as interest centers and are discovered utilized an interest point locator. Finding an association between pictures is then performed using only these core interests.

VIII. HARDWARE DESCRIPTION

This part manages the nitty gritty depiction of all the equipment segments and their capacities. It depicts about signal acknowledgment apparatuses, PIC smaller scale controller, GSM module. It is shown in figure




Figure 2. Overall Hardware Setup

It comprises of energy supply modules, signal acknowledgment device, DC engines and LEDs.

A. GSM Module

GSM/GPRS module is utilized to build up correspondence between a PC and a GSM-GPRS framework. Global System for Mobile communication (GSM) is an engineering utilized for versatile correspondence in a large portion of the nations. Global Packet Radio Service (GPRS) is an expansion of GSM that empowers higher information transmission rate. GSM/GPRS module comprises of a GSM/GPRS modem amassed together with control supply circuit and correspondence interfaces for PC. The MODEM is the spirit of such modules. A GSM

modem is a particular sort of modem which perceives a SIM card, and works over an enlistment to a versatile chief, much the same as a PDA. From the helpful manager point of view, a GSM modem looks simply like a PDA. Right when a GSM modem is connected with a PC, this engages the PC to utilize the GSM modem to pass on completed the reduced structure. While these GSM modems are most much of the time used to give versatile web availability, a broad piece of them can in like way be utilized for sending and enduring SMS and MMS messages The MODEM requires AT charges, for organizing with processor or controller, which are presented through serial correspondence. These charges are sent by the controller/processor. The MODEM sends an outcome back after it gets a charge. Diverse AT orders bolstered by the MODEM can be sent by the processor/controller/PC to associate with the GSM cell arrange.



Figure 3. GSM Module

B. DC Motor

A DC engine can be characterized as any of sort of electrical machines that enthusiasts arrange current electrical power into mechanical one. The extensively utilization of sorts depend upon the characteristics passed on by fields (ie;- engaging). Over a wide range ADC engine's speed can be controlled, used either as a variable supply voltage or by changing the idea of current in its field windings. DC engines are once in a while used as a bit of contraptions, toys, and machines. Also it is a lightweight engine that can manage organize display used for decreased power gadgets and machines. More noteworthy DC engines are utilized as a bit of electric vehicles, lift and derricks or in drives for steel moving manufacturing plants.




Figure 4. DC Motor

C. USB to Serial Converter

A standard RS232 USB to serial converter with a DB9 connector is for the most part easy to interface with a serial contraption, simply relate the DB9 connector to the serial device, the DB9 connectors ought to be female/male to have the ability to partner, and it is breathing space if one of the connectors has thumb screws and exchange has nuts. For the most part withdrew connectors and converters are simply utilized if the customer needs to additionally guarantee the contraption or equipment related with the framework (in case the apparatus is of high regard), or if there are inspirations to theorize high voltage spikes or practically identical in the framework.



IX. SOFTWARE DESCRIPTION

MATLAB

MATLAB (system research tool) is a multi-perspective fourth-time programming lingo. A select programming tongue made by Math Works, MATLAB licenses system controls, plotting of limits and data, execution of counts, development of UIs, and cover programs weitten diverse vernaculars including C, C++, Java, Fortran, Python. Despite the fact that MATLAB is arranged essentially for numerical preparing, decision instrument compartment uses MuPAD common engine, giving access to fundamental enrolling limits. An additional package, Simulink, incorporates graphical work seat and notable plan for dynamic and embedded structures.

X. RESULTS AND DISCUSSION

GESTURE 1

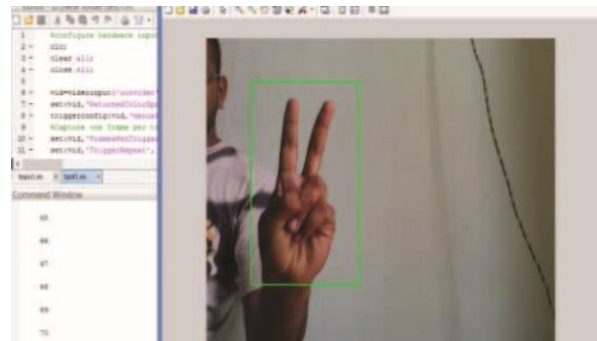


Figure 5.1.a captured image

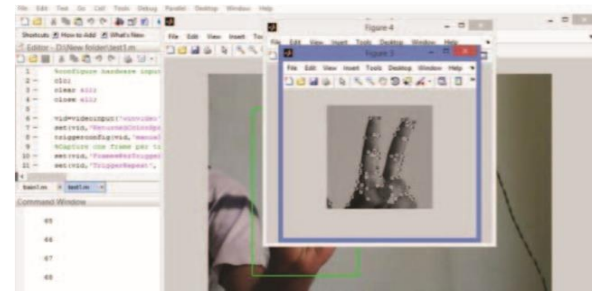


Figure 5.1.b processed image

GESTURE 2

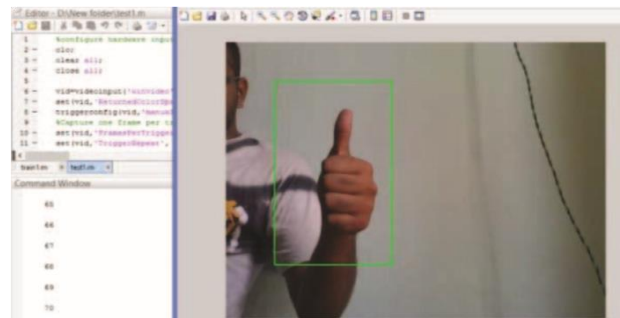
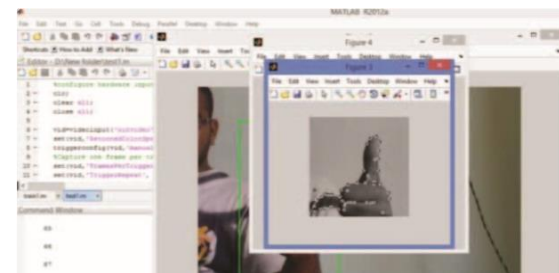


Figure 5.2.a captured image



XI. CONCLUSION AND FUTURE WORK

A. Conclusion

In this proposed I have captured hand gestures using camera and then it is send to MATLAB simulation tool where image is processed. Threshold values are generated according to gestures and with the use of PIC microcontroller various home appliances are controlled. This process is suitable with light background. However for dark and noisy backgrounds process may differ by threshold values. I have used Corner point detection algorithm to process the gestures. I have also used Fast Fourier Transformation algorithm for fast processing. Talking about effectiveness, MATLAB with PIC microcontroller is cost effective.

B. Future Work

Hand developments are utilized to control the home machines, for example, fans, lights, and many. The stage got to for the insistence of the development is the MATLAB increase gadget. The future advance will be set up on the IoT begin, we can control the home contraptions in and around the globe by the assistance of web of things. The mechanical assemblies uses these developments to control volumes tuning, TV channels, speed controls, the controller of a fan can be controlled by the banner. By the future development advancements developments can be utilized to control autos and despite programming applications.

REFERENCES

- [1] Arathi P.N, S.Arthika, S.Ponmithra, "Gesture Based Home Automation System", 2017 International Conference on Nextgen Electronic Technologies: Silicon to Software (ICNETS2) pp. 198-200.
- [2] Shreyasi Sarkar, Ashwini Gade, "Smart and Energy Efficient Gesture Controlled Home Automation", IJISET (International Journal of Innovative Science, Engineering & Technology), Vol. 3 Issue 4, April 2016.
- [3] Rishikesh V. Shinde, Sagar M. Shimpi, Priyanka S. Lanjewar, "Vision Based Hand Gesture Recognition for Real Time Home Automation Application", IJRDET Vol.4 Issue 10, October 2015.

- [4] Mr. Ann Abraham Babu, Prof. Satish Kumar Varma, Prof. Rupali Nikhare, "Hand gesture recognition system for human computer interaction using contour analysis", IJRET, Vol.4 Issue 3, March 2015.
- [5] Aditya, Arun Ramamurthy et al (2014), 'Recognition of dynamic hand gestures', International Journal of Recent Technology and Engineering (IJRTE), Vol.11, No.10, pp.14-34.
- [6] Hussein Abdul (2015), 'Design and Implementation of Appliance Control', International Journal of Computer Applications (IJCA), Vol.101, No.9, pp.975-984.
- [7] Kumar C, Lindu. A. (2014), 'An Efficient Skin Illumination Compensation Model for Efficient Face Detection', Annual Conference on IEEE Industrial Electronics, Vol.,No.6, pp.3444-3449.
- [8] Du Xingjing, Liu Chunmei and Yu Yongxia (2014), 'Analysis of Detection and Track on Partially Occluded Face', International Conference on Information Technology and Applications (ICITA), Vol.3, No.4, pp.158-161.
- [9] R. Prabhuraj and B. Saravanakumar, "Gesture Controlled Home Automation For Differently Challenged People", International Journal of Research in Electronics, Vol. 01, Issue. 2, 2014, pp.1-6.
- [10] Mahmud K., "Real Time Gesture Recognition and Processing to Control Television Set by Hand Beacon", in IEEE Global High Tech Congress on Electronics (GHTCE), 2013, pp.105-109.