

# Development in Organic Light Emitting Diodes (OLED's)

NILABH MATHUR<sup>1</sup>, MANISHA KUMAR SHARMA<sup>2</sup>

<sup>1,2</sup>Dept. of CSE, Poornima College of Engineering, Jaipur

**Abstract --** The Development in the OLED's are rapid and now they are been in the race. The main Idea behind the whole concept is to make sure about the technology we are seeing around .The OLED is a whole new transaction which says that when we have a technology which can overlook the Eye stress, increase the clarity, the contrasting of colors etc. OLEDs are solid-state devices composed of thin films of organic molecules that create light with the application of electricity. OLED has the problems related to many factors which can be resolve only by the advancement of organic materials. The main factor which are responsible are degradation, solubility, and electroluminescence. The basic characteristics of OLED, LED and LCD were missing. The main fundamentals of colors, display techniques were not there which the main fundamental of this topic are. OLED materials are Pi-Conjugated and they have some drawbacks .To bring new changes we have to make new elements by various processes related to arena through doping etc. So to increase the reliability and efficiency we have to work from the grass root level like colors and their behavior, solubility etc.

**Indexed Terms --** Electroluminescence, Arene's, Florescence, Pi-Conjugated materials, Degradation, and Solubility.

## I. INTRODUCTION

The main fundamentals of OLED's is to bring some changes to the already existing technology. The problems which is been defined are the problems related to true properties when it comes to interaction environment, OLED's Behavior differs. The systematic behavior of all the things is must require. The driver electronics is integrated with the OLED cell in a modular luminary, which reduces the luminary cost. Hole-transport materials: Easily oxidized and conduct positive charges (holes).Electron-Electron materials: Easily reduced and conduct negative charges (electrons).Emissive materials: Holes and electrons recombine and emit light. The planar geometry of the OLED cell dictates a low-profile realization of the luminary. The OLED cell is

connected to the backplane, which houses the OELD driver and its components, which all together represent an OLED module. The OLED molecule is then used in a large-area luminary eg. Wall or ceiling lighting, which consists of an array of tiled molecules.

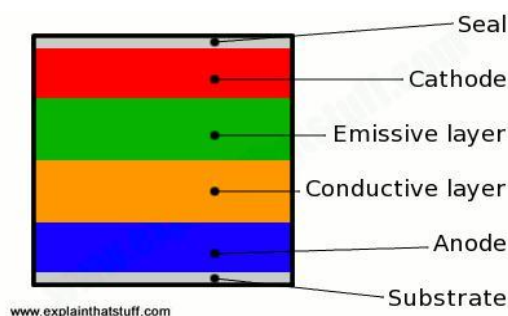


Fig. 1: - Layers of Diode

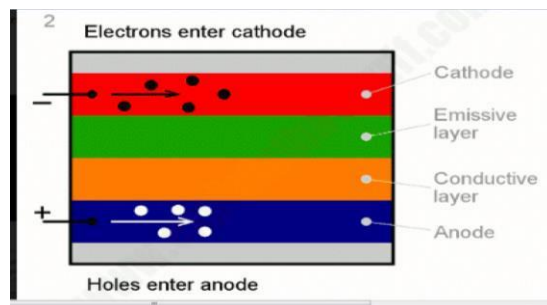


Fig. 2: - Entering of holes and electrons

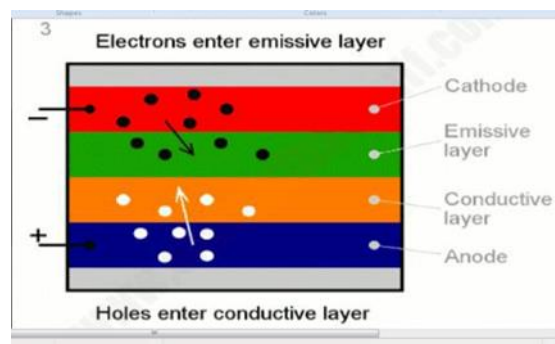


Fig. 3: - Transferring of holes and electrons

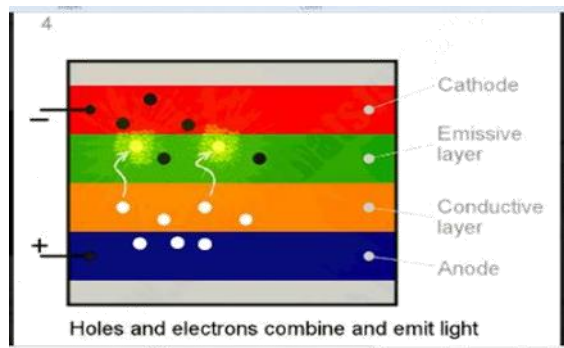


Fig. 4: - Combination and emitting

In the above figures we see how the work formation goes on. In Fig 1 Layers of diode is shown. In Fig 2 electrons are in anode and holes are in cathode. Battery apply voltage to OLED. In Fig 3 the electrons move from cathode to emissive layer whereas holes move from anode to conductive layer. In Fig 4 Electrical current flows from Cathode to Anode through Organic layer. Cathode gives electron to Emissive Layer of Organic molecules. Anode removes electron from Conductive Layer of Organic Molecules. Between emissive and Conductive Layer, electron find holes. Electron find Electron holes and fill it. Electron gives energy in form of photon of Light. In the last OLED emit lights. These luminaries are based on OLED cells, which are surface light sources and can be used to built a large area luminary. Furthur more, an array of OLED modules forms an array of planar inductors. This array emit radiate disturbance which are sum of all emissions of all planar inductors in the array .These radiated disturbances need to be evaluated to ensure the conformity of the large area luminary to be to the electromagnetic compatibility. The Elements which are used in OLED are variety of pi-conjugated materials.

Here we have some listing of Pi-Conjugated materials. These Materials will show how the main cycle of an OLED works. The main point is to get the drawbacks of the OLED which is caused by these elements behavior.

Elements	Drawbacks
Gallium	less stability during thermal processing

Iridium	Low yield and no.of byproduct inbridge-splitting
platinum,ruthenium,osmium	Less stability
PPV	Insoluble in water

Table 1: - Existing elements

In Table 1 old elements are there which have certain drawbacks. To remove these drawbacks some more materials are made and through Doping. Here we have some listing of Pi-Conjugated materials in Doping with other elements. The Doping of elements makes the properties of these Elements differ from others and overcome the drawbacks of basic organic Elements.

Elements	Properties	Defect overcome
ZnSu+Cu	Good Crystal Quality	Solubility
ZnSu+Mn	High Luminescent Efficiencies and Lifetime Shortening	Solubility
[Ru(bpy)3]2+	Magnetic Circular Dichroism	Solubility
C60	Semi-conductor,hexagonal cube	Degradation
PCBM	soluble in the same organic solvents	Degradation
Benzene Chloroform Toulene	0.52 g/L (20°C)Soluble in water	Degradation
PhosporescentTri merArene	control of color	Electroluminescent
poly (9,9-dialkyflourene(PFO))	Stability of Device	Electroluminescent
Polycarbazole(PCB)	Stability of Device	Electroluminescent

Table 2: - New Doped Materials

The Table 2 the elements are there which have some new properties which are likely to resolve all the problems. The main problems which are there have Electroluminescent, Degradation and Solubility. Their properties include stability, solubility, semi-conduction, magnetic circular dichroism and high luminescent.

Polyfluorenes: In the Doping concept "bridge" carbon is substituted with two alkyl substituents for solubility and process ability (and to avoid aggregation). Poly fluorenes can emit colors spanning the entire visible range with high efficiency and low operating voltage. Polyfluorenes are relatively soluble in most solvents Phosphorescent metal complexes (e.g., iridium).The main points which came across are:

a) Electroluminescence efficiency:

To resolve this problem we have doping ZnS(good crystal quality) with "activators" such as Mn( high luminescent efficiencies and lifetime shortening) , Cu or Ag , could lead to enhanced emission, Electroluminescence has been produced in organic fluorescent compounds. The presence of 4-azainole moieties at the end group of oligopyrrole greatly enhanced the photoluminescence by increasing the intrinsic stiffness of the polymer backbone.DACT-II, which consists only of C, H and N,N,N'-di(naphthalen-1-yl)-N,N'-diphenyl-[1,1'-biphenyl]-4,4'-diamine (NPD) or 4,4'-(cyclohexane-1,1-diyl)bis(N,N-di-p-tolylaniline) (TAPC) was used for the hole-transport layer (HTL),a luminescent device in which a compound represented by the following Formula (B) is used as a hole transporting material: wherein Ar1 to Ar3 each represent a substituted or non-substituted aryl group, and Ar2 and Ar3 may form a nitrogen-containing heterocycle together with a nitrogen atom to which they are bonded; R1 and R2 each represent a hydrogen atom, a linear, branched or cyclic alkyl group, a substituted or non-substituted aryl group or a substituted or non-substituted aralkyl group; Z1 and Z2 each represent a hydrogen atom, a halogen atom, a linear, branched or cyclic alkyl group, a linear, branched or cyclic alkoxy group or a substituted or non-substituted aryl group; and X represents a substituted or non-substituted arylene group.

b) Rapid degradation:

upon contact with oxygen or water(which makes production difficult).decomposition of organic matter involves four component processes: photo-oxidation, leaching, comminution and mineralization.

c) Poor solubility:

(which leads to aggregation). This is a major Drawback in taking OLED to a new Level.C60 and PCBM ([6,6]-phenyl-C61-butyric acid methyl ester), in a representative series of organic solvent media (i.e., chloroform, toluene, chlorobenzene, 1,3-dichlorobenzene, and 1,2-dichlorobenzene).These elements are useful for the basic Solubility of the OLED Devices.

## II. CONCLUSION

The main objective behind the whole Digital technology is that how to make an interactive user display Enhancing the light out-coupling efficiency of OLEDs offers the greatest potential for achieving a substantial increase in the external quantum efficiency and power efficiency of OLED's Inherent properties of organic materials, such as their flexibility make them well suited for particular applications such as fabrication on a flexible substrate. The present elements are not well sufficient for making the OLED grow very fast. In this case we have to search for some more alternatives. This way we can make the production go easy and fast. The main problem which arise in the OLED was to get such elements which can adapt themselves in all the environmental conditions.

## REFERENCES

- [1] Electroluminescence of Organic Compounds by J Bernanose in British Journal of Applied Science in 2002.
- [2] <http://www.konicaminolta.com/about/research/oled/development/index.html>
- [3] <http://www.oled-info.com/history>
- [4] <http://www.ledtransformations.com/page5.html>
- [5] Magneto electroluminescence effect in single layer effect organic light emitting diode with macrocyclic aromatic hydrocarbon-APL

- Material 6-by S.T Pham,K.Z. Suzuki,KIkemoto.
- [6] <http://www.oled-info.com/my-samsung-galaxy-s-photo>
- [7] [http://www.computerworld.com/s/article/9215043/Display\\_Tech](http://www.computerworld.com/s/article/9215043/Display_Tech) to watch this year OLEDs future looks bright
- [8] Theoretical Investigation of New Organic Material Based on 4-Azanidole Groups and Oligopyrole-Ibeji  
CU,OkpalaEO,AdejoroIA,Onyala KK.
- [9] <http://www.oled-info.com/tags/videos/transparent-oled-videos>
- [10] Decomposition and Pedogonisis,Timothy PD Schowalter in Insect Ecology 2016
- [11] Purely organic Electrolumiscnt material realizing 100% conversion from electircity to Light.(Hironori kaji,HajimiSuzuki,Tatsuya Fukushima)
- [12] H. Antoniadis, J.N. Miller, D.M. Roitman, R.H. Mauch, H.E. Gumlich, "Inorganic and organic Electroluminescence", Berlin: Wissenschaft und Technik-Verlag (1996)
- [13] Donald Neamen, "An Introduction to Semiconductor Devices", Boston: McGraw-Hill, (2006)
- [14] Aggregation in OLED (Abigail Meyer)
- [15] <http://electronics.howstuffworks.com/oled.html>
- [16] <http://www.rroj.com/open-access/development-of-new-hybrid-polymer-forefficient-oled.php?aid=44127>
- [17] <https://www.uhasselt.be/UH/IMO/Research-domains/advanced-organic-materials/Pi-conjugated-molecules-and-polymers.html>
- [18] <https://chemistry.stackexchange.com/questions/24731/what-type-of-organic-compounds-are-used-in-oled-technology>
- [19] <https://www.osapublishing.org/oe/fulltext.cfm?uri=oe-25-22-27886&id=376157>
- [20] <http://www.explainthatstuff.com/how-oleds-and-leps-work.html>