

# An Overview on Visible Light Communication

PURU AGARWAL<sup>1</sup>, MANISHA KUMAWAT<sup>2</sup>

<sup>1,2</sup>Dept. of Electronics & Communication Engineering, Poornima College of Engineering, Jaipur

*Abstract -- The Radio Frequency (RF) correspondence experiences obstruction and high dormancy issues. Alongside this, RF correspondence requires a different setup for transmission and gathering of RF waves. Overcoming the above constraints, Visible Light Communication (VLC) is a favored correspondence strategy due to its high transfer speed and invulnerability to impedance from electromagnetic sources. The insurgency in the field of strong state lighting prompts the substitution of bright lights by Light Emitting Diodes (LEDs) which additionally inspires the utilization of VLC. This paper introduces an overview of the potential applications.*

## I. INTRODUCTION

The restricted radio recurrence range puts imperatives on the expanding interest for universal availability and high limit. As indicated by CISCO, there will be a 11-overlap increment in portable information activity in 2018 contrasted with 2013 as appeared [1]. The expansion in the quantity of gadgets getting to the versatile systems is the essential purpose behind the extreme increment in versatile information movement. Alongside this, the advancement of online social administrations, (for example, Facebook and Twitter) has additionally expanded the versatile information activity. Aside from the range inadequacy issues in RF remote correspondence, impedance is another issue since most remote gadgets are electromagnetic. The RF correspondence experiences issues, for example, the accompanying. (an) Interference, as indicated by Federal Aviation Administration (FAA) the utilization of cell phones on flying machine causes obstruction with correspondence furthermore, navigational frameworks. Alongside this, cell phones on air ship will likewise cause interruption with ground framework towers as contended by the Federal Communication Commission (FCC). (b) Regardless of the impedance, unmistakably in a remote correspondence framework that necessities low inertness prerequisites, (for example, in vehicular correspondence, security framework), the utilization

of radio recurrence isn't reasonable because of its data transfer capacity impediments. (c) As RF waves effectively infiltrate the dividers, they experience the ill effects of security issues. (d) The expansion in RF waves, transmission control past a specific breaking point brings about dangers to human wellbeing. (e) RF correspondence experiences control inefficiency, since we require a different setup for correspondence of the RF waves. To conquer the disadvantages of the RF correspondence frameworks, it is basic to plan new correspondence advances. Unmistakable Light Communication (VLC) frameworks utilize obvious light for correspondence that possess the range from 380 nm to 750 nm relating to a recurrence range of 430 THz to 790 THz as appeared in Fig. 2. The low transfer speed issue in RF correspondence is settled in VLC due to the accessibility of the extensive data transfer capacity as delineated in Fig. 2. The VLC recipient just gets signals in the event that they live in an indistinguishable room from the transmitter, in this manner the collectors outside the room of the VLC source won't have the capacity to get the signs and accordingly, it has the resistance to security issues that happens in the RF correspondence frameworks. As an obvious light source can be utilized both for brightening and correspondence, hence, it spares the additional control that is required in RF correspondence. Keeping in see the above points of interest, VLC is one of the promising applicants as a result of its highlights of non-authorized channels, high transmission capacity and low power utilization. Potential utilizations of VLC incorporate Li-Fi, vehicle to vehicle correspondence, robots in doctor's facilities, submerged correspondence and data showed on sign sheets. The Li-Fi utilizes unmistakable light for correspondence to give fast web up to 10Gbits/s. VLC can be utilized as a part of vehicular correspondence for path change cautioning, precrash detecting and movement flag infringement cautioning to stay away from mischances. These applications require correspondence with low idleness which is given by VLC due to its high data transmission and

less demanding establishment because of the current nearness of vehicle lights and movement signals. VLC likewise has applications in regions that are touchy to electromagnetic waves, for example, air ships and healing centers where the radio signs meddle with the rushes of different machines. Noticeable light is utilized to give both lighting and data utilizing VLC strategies. For instance, we utilize lighting in the space to give the room number identification and other data about the building. The difficulties that exist in the usage of VLC incorporate (an) impedance with the surrounding light sources, (b) obstruction between VLC gadgets, and (c) mix of the VLC with existing innovations, for example, Wi-Fi. To adapt to the above difficulties, an institutionalization of VLC is essential. Four principles are created that incorporate Japan Electronics and Information Technology Industries Association (JEITA) CP-1221, JEITA Cp-1222, JEITA Cp-1223 and IEEE 802.15.7. In 802.15.7, just MAC and PHY layer are defined for short range correspondence utilizing unmistakable light. On the transmitter side, white light is produced in light of wavelength converters and LEDs. White light in view of LEDS is created in dichromatic, trichromatic and tetra chromatic modes. The information on the transmitter side is regulated by tweaking the light, be that as it may, the balance ought to be done in an approach to abstain from flickering. Additionally, the diminishing level that is chosen for the adjustment ought to be with the end goal that it is bolstered by the lighting up LEDs. The regular VLC recipient comprises of an amplification circuit, optical filter and optical concentrator.

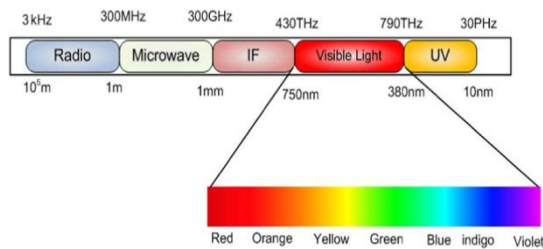


Fig I: - VLC Frequency Spectrum

## II. BREIF HISTORY

In antiquated circumstances, light was utilized to pass on messages utilizing strategies for example, fire and smoke signals. The Roman utilized cleaned metallic plates for daylight reflection to complete long

separation flagging. Semaphore lines based Optical Communication (OC) frameworks were created in the 1790 s. The main visual telecommunication framework was created by the Claude Chappe in 1792 in France [2]. A progression of towers (appeared in Fig. 2) furnished with semaphores were utilized for data exchange between the urban areas. Heliograph, a remote sun oriented broadcast created by the US military in the mid 1800s depended on Morse code flashes of reflected daylight by a mirror [3]. The flashes were built up by either intrusion of the bar with a shade or passing mirror rotate. In 1880, Graham Bell presented his photophone that depended on transmitting voice motion on a light pillar [4]. The voice flag is anticipated toward a mirror which causes vibrations on the mirror. The mirror was then ricocheted by daylight and hence, the vibrations are gotten by the daylight. At the recipient side the daylight was gotten and changed over back to a voice flag. The significant disadvantage of this gadget is that it doesn't function admirably in overcast climate. Optical correspondence did not increase much prominence till the improvement of Light Amplification by Stimulated Emission of Radiation (LASER). In 1970, Corning Incorporated effectively created optical filaments for business purposes with low weakening [5]. The GaAs semiconductor laser was likewise created around then for use in optical fiber links for long separation correspondence. The creation of the in-fiber Bragg grinding (1990) and Optical Fiber (OF) enhancer (1980) was the premise of the upheaval in the field of media transmission in the late twentieth century. VLC is a sort of optical correspondence that uses the range of frequencies from 430THz to 790 THz. In 2003 at the Nakagawa Lab at Keio University, Japan, transmission of information was conveyed out utilizing LEDs [6].



Fig II:- Semaphore towers in Nalbach, Germany [2]

### III. APPLICATION

Inalienable highlights of VLC incorporate high data transfer capacity, no wellbeing peril, low power utilization and non-authorized channels that made it appealing for functional utilize. Different application situations utilizing VLC are as per the following:

#### 3.1. Li-Fi

In 2011, Harald Haas was the first to coin the term Light Fidelity (Li-Fi) [8,9]. Li-Fi is a fast bi-directional completely associated, noticeable light remote correspondence framework and is practically equivalent to Wi-Fi, which utilizes radio recurrence for correspondence [10]. The Wi-Fi signals have the issue of obstruction with other RF flags, for example, its between fference with pilot navigational hardware motions in airplane [11]. Along these lines, in the territories that are delicate to electromagnetic radiation, (for example, flying machines) Li-Fi can be a superior arrangement. A Li-Fi likewise loans support to the Internet of Things (IoT) [7,12]. An accelerate to 10Gbits/s is gotten utilizing Li-Fi, which is 250 times more than the speed of super-quick broadband [13].

#### 3.2. Vehicle to vehicle correspondence

VLC can be utilized for vehicular correspondence because of the nearness of the vehicle lights and the current traffic light framework. The high need applications demonstrated by the Vehicle Safety Communications Project incorporate agreeable forward impact cautioning, pre-crash detecting, crisis electronic brake lights, path change cautioning, and stop sign development partner, left turn right hand, traffic flag infringement cautioning and bend speed cautioning [14]. The majority of the high need applications require solid reachability with amazingly low idleness. Because of the greatly low reasonable inertness in the vehicle security correspondence, a fast obvious light correspondence framework like Li-Fi can be utilized as appeared in Fig. 3. In [15], an open air VLC framework utilizing Controller Area Network (CAN) was proposed and the backdrop illuminations and headlights were utilized as a part of the proposed framework for correspondence

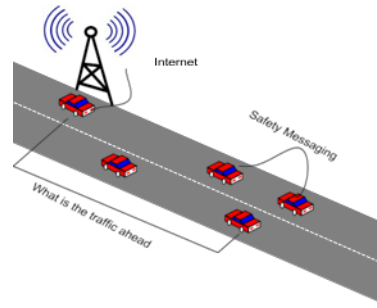


Fig 3:- VLC for vehicular networks.

#### 3.3. Underwater correspondence

RF waves don't travel well in ocean water in view of its great conductivity. In this way, VLC correspondence ought to be utilized as a part of submerged correspondence systems [16]. The Un Tethered Remotely Operated Vehicle (UTROV) is another use of the VLC in submerged correspondence. The different occupations that can be performed utilizing UTROV incorporate observatory support of the seas and sending opportunity from the boats. Fig. 4 diagrams the task of

#### 3.4. Information showing billboards

Billboards are regularly produced using a variety of LEDs which thus are adjusted to pass on data in airplane terminals, transport stops and different spots where the telecom of information is important. In [17], the sign board utilized for transmitting information was portrayed. This sort of sign board can be utilized for signs in different areas, for example, airplane terminals, historical centers and clinics.




Fig 4:- Operation of UTROV [16]

IV. VLC ARCHITECTURE

The two essential parts of the VLC framework: the transmitter and beneficiary by and large comprise of three basic layers. They are the physical layer, MAC layer and application layer. The reference model of the VLC correspondence framework is appeared in Fig. 5 [18]. In IEEE 802.15.7, just two layers, (for example, PHY and MAC) are characterized for effortlessness [19].

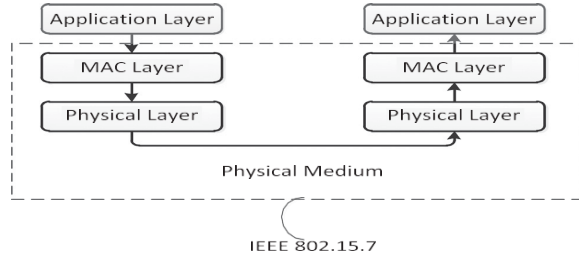


Fig 5:- . Layered architecture of VLC.

4.1. MAC layer

The errands performed by Medium Access Control (MAC) layer incorporate [20]:

- 1) Mobility support
- 2) Dimming support
- 3) Visibility support
- 4) Security support
- 5) Schemes for alleviation of gleaming
- 6) Colour work support
- 7) Network reference points age if the gadget is a facilitator
- 8) VPAN disassociation and affiliation support
- 9) Providing a dependable connection between peer MAC substances.

The topologies supported by the MAC layer are shared, communicate and star as represented in Fig. 6 [20].

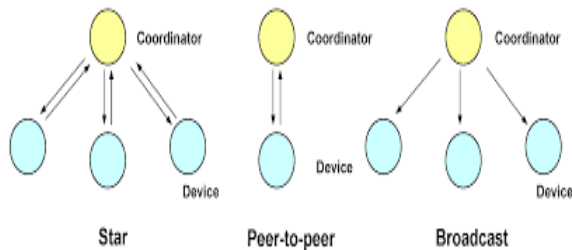


Fig 6:- Supported MAC Topologies by IEEE 802.15.7

4.2. Physical layer

The Physical layer gives the physical detail of the gadget and furthermore, the connection between the gadget and the medium. Fig. 7 demonstrates the piechart of the general physical layer usage of the VLC framework.

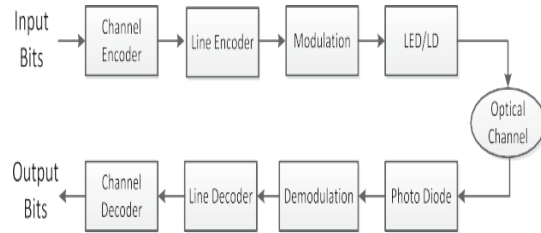


Fig 7:-Typical physical layer system model of VLC.

4.3. Transmitter

The improvement of LEDs has made the strong state lighting a developing field [21]. LEDs have outperformed the radiant light sources as far as unwavering quality, control prerequisites and glowing efficiency. The efficiency of LEDs is 20 lm/W more prominent than the radiant lights efficiency [22]. LEDs and Lasers are utilized as transmission hotspots for VLC. The LED ought to be utilized when both correspondence and light must be performed utilizing a solitary gadget.

4.4. Receiver

The normal VLC collector comprises of an amplification circuit, optical filter and optical concentrators as appeared in Fig. 8 [23,24]. The pillar disparity that happens in LEDs because of lighting up extensive regions brings about lessening so the optical concentrator is the gadget that is utilized to repay this kind of weakening. In the VLC collector, the light is identified utilizing a photodiode and afterward changed over to photograph current.

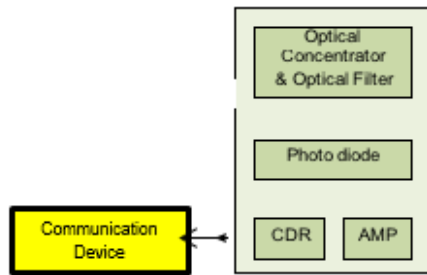


Fig 8:- Typical VLC Receiver

## V. CONCLUSION

A comprehensive study of visible light communication has been done in this paper. Visible Light Communication is an emerging technology for wireless communication and it has various applications in the field of wireless communication.

## REFERENCES

- [1] Cisco, Cisco Visual Networking Index: Forecast and Methodology, 2013–2018, June 10, 2014.
- [2] G.J. Holzmann, B. Pehrson, The Early History of Data Networks, IEEE Computer Society Press, United States, 1995.
- [3] H. Elgala, A Study on the Impact of Nonlinear Characteristics of LEDs on Optical OFDM (PhD. thesis), Jacobs University Bremen, Bremen, Germany, 2010.
- [4] A.G. Bell, Selenium and the Photophone (1880), 1880.
- [5] (<http://www.timbercon.com/history-of-fiber-optics/>) (15.02.15).
- [6] N. Sklavos, M. Hubner, D. Goehringer, P. Kitsos, System-Level Design Methodologies for Telecommunication, Springer, Berlin, Germany, 2014.
- [7] H. Haas, L. Yin, Y. Wang, C. Chen, What is LiFi?, J. Light. Technol. 34 (6) (2016) 1533–1544.
- [8] ([http://purelifi.com/what\\_is\\_li-fi/the-lifi-story/](http://purelifi.com/what_is_li-fi/the-lifi-story/)) (03.08.15)
- [9] Anurag Sarkar, Shalabh Agarwal, Asoke Nath, Li-Fi technology: data transmission through visible light, Int. J. Adv. Res. Comput. Sci. Manag. Stud. 3 (6) (2015).
- [10] ([http://purelifi.com/what\\_is\\_li-fi/](http://purelifi.com/what_is_li-fi/)) (03.05.15)
- [11] (<https://mobile.slashdot.org/story/11/03/10/141225/wi-fi-shown-to-interfere-with-aircraft-systems>) (04.05.15).
- [12] (<http://www.theinternetofthings.eu/li-fi-speed-iot>) (12.06.15)
- [13] (<http://www.independent.co.uk/news/science/li-fi-revolution-internet-connections-using-light-bulbs-are-250-times-faster-than-broadband-8909320.html>) (16.06.15)
- [14] CAMP Vehicle Safety Communications Consortium. Vehicle safety communications project: Task 3 final report: identify intelligent vehicle safety applications enabled by DSRC. National Highway Traffic Safety Administration, US Department of Transportation, Washington DC, 2005.
- [15] D.-R. Kim, S.-H. Yang, H.-S Kim, Y.-H Son, S.-K Han, Outdoor visible light communication for inter-vehicle communication using controller area network, in: Proceedings of Fourth International Conference on the Communications and Electronics (ICCE), 2012, pp.31-34.
- [16] N. Farr, A. Bowen, J. Ware, C. Pontbriand, M. Tivey, An integrated, underwater optical/acoustic communications system, in: Proceedings of IEEE OCEANS, 2010, 1-6.
- [17] S.-B. Park, D. K. Jung, H.S. Shin, D.J. Shin, Y.-J. Hyun, K. Lee and Y.J. Oh, Information broadcasting system based on visible light signboard, Presented at Wireless and Optical Communications 2007, Montreal, Canada, 2007.
- [18] S. Schmid, G. Corbellini, S. Mangold, T.R. Gross, LED-to-LED visible light communication networks, in: Proceedings of the fourteenth ACM international symposium on Mobile ad hoc networking and computing, 2013, pp.1–9.
- [19] C. Ley-Bosch, I. Alonso-González, D. Sánchez-Rodríguez, C. Ramírez-Casañas, Evaluation of the effects of hidden node problems in IEEE 802.15. 7 uplink performance, Sensors 16 (2) (2016).
- [20] IEEE, P802.15.7 – Standard for Short-Range Wireless Optical Communication, 2011.
- [21] A. Zukauskas, M.S. Shur, R. Gaska, Introduction to Solid-state Lighting, J. Wiley, United States, 2002.
- [22] M.G. Craford, Visible light emitting diode technology: High performance, more colors, and moving into incandescent lamp

- applications, in: Proceedings of the Quantum Electronics and Laser Science Conference, 1996.
- [23] K. Sindhubala, B. Vijayalakshmi, Design and implementation of visible light communication system in indoor environment, ARPN, J. Eng. Appl. Sci. 10 (7) (2006).
- [24] C.G. Lee, Visible light communication, in: Mu-tamed Khatib (Ed.)Advanced Trends in Wireless Communications (2011), 2011.