

Review of Smart Antenna Open Lanes for Wireless Highway

ARPIT GUPTA¹, MANISHA KUMAWAT²

^{1,2}Dept. of Electronics & Communication Engineering, Poornima College of Engineering, Jaipur

Abstract -- Brilliant antenna framework is the one of the most quickly creating territories of correspondences. This is the overview of paper which indicates rule and working of savvy radio wires and the style of their application in different fields such as 4G communication framework, best appropriates of multi bearer tweaks, for example OFDMA and so forth. The utilization of keen radio wires in versatile correspondences that improves the capacities of the portable and cell framework such a quicker piece rate, multi utilize impedence, space division multiplexing(SDMA), increment in run, Multipath mitigation, and lessening of blunders due to multi way blurring and with one extraordinary favourable positions that is a high security. The flag that is been transmitted by a brilliant reception apparatus can't followed or got some other receiving wire therefore guaranteeing a high security of the information transmitted. This paper additionally demonstrate required calculations that are requirement for the pillar shaping in the reception apparatus patters.

Indexed Terms -- Savvy radio wire, DOA, Beam framing, exchange shaft, versatile exhibit.

I. INTRODUCTION

A keen reception apparatus is a variety of receiving wire components associated with an advanced flag processor. Such an arrangement significantly upgrades the limit of a remote connection through a blend of assorted variety pick up, exhibit pick up, and impedence concealment. Expanded limit means higher information rates for a given number of clients or more clients for a given information rate for every client. Multipath ways of proliferation are made by reflections and disseminating. Additionally, impedence flags, for examples that created by the microwave stove in the photo, are superimposed on the coveted signs. Estimations propose that every way is extremely a package or bunch of ways, coming about because of surface harshness or anomalies. The irregular pick up of the package is called Multipath blurring.

WHY NEED SMART ANTENNAS?

Remote correspondence frameworks, instead of their wire line partners, represent some exceptional difficulties:

- Restricted designated range brings about a point of confinement on limit
- Radio engendering condition and the versatility of clients offer ascent to flag
- Blurring and spreading in time, space and recurrence
- Restricted battery life at the cell phone postures control requirements

What's more, cell remote correspondence frameworks need to adapt to obstruction because of recurrence reuse. Research endeavours exploring powerful advancements to moderate such impacts have been continuing for as long as a quarter century, as remote correspondences is encountering fast development. Among these techniques are numerous entrance plans, channel coding and evening out and keen reception apparatus business. A receiving wire in a broadcast communications framework is the port through which radio recurrence (RF) vitality is coupled from the transmitter to the outside world for transmission purposes, and in switch, to the recipient from the outside world for gathering purposes. To date, reception apparatuses have been the most disregarded of the considerable number of segments in individual correspondences frameworks. However, the way in which radio recurrence vitality is disseminated into and gathered from space has a significant impact upon the productive utilization of range, the cost of setting up new individual interchanges systems and the administration quality gave by those systems. The business appropriation of brilliant reception apparatus systems is an extraordinary guarantee to the arrangement of the previously mentioned remote interchanges hindrances.

II. FUNCTIONS OF SMART ANTENNA

- Direction of arrival (DOA) estimation
- Shaft Framing

1) Direction of arrival estimation:

The keen receiving wire appraises the course of landing of the flag, utilizing systems, for example, Multiple Signal Classification, estimation of flag parameters by means of rotational invariance systems (ESPRIT) calculations, Matrix Pencil strategy or one of their subsidiaries. They include finding a spatial range of the reception apparatus/sensor cluster, and figuring the DOA from the pinnacles of this range. These counts are computationally escalated. Grid Pencil is exceptionally effective if there should arise an occurrence of ongoing frameworks, and under the corresponded sources.

2) Shaft Framing:

Shaft framing is the term used to portray the application of weights to the contributions of a variety of radio wires to center the gathering of the radio wire cluster in a specific bearing called the look heading or the primary flap. All the more essentially, different signs of a similar transporter recurrence from different bearings can be rejected. These impacts are altogether accomplished electronically and no physical development of the getting radio wires is fundamental. In expansion, numerous shaft formers centered in various ways can share a solitary reception apparatus exhibit one arrangement of radio wires can benefit different calls of a similar bearer. It is no happenstance that the number of components in the above graph measures up to the number of approaching signs. A pillar previous of L receiving wire components is equipped for tolerating one flag and dependably dismissing L-1 signals. A more noteworthy number of meddling signs will lessen the execution of the pillar previous. Bar framing presents a few points of interest to receiving wire plan. Firstly, space division numerous entrance (SDMA) is accomplished since a shaft previous can steer its look course towards a specific flag. Different signs from various headings can reuse a similar transporter recurrence. Furthermore, on the grounds that the pillar previous is engaged in a specific course, the radio wire affectability can be expanded for a superior flag to

commotion proportion, particularly while accepting powerless signs.

Thirdly, flag obstruction is diminished because of the dismissal of undesired signs. For the uplink instance of transmitting from the receiving wire exhibit to a cell phone, framework impedance is decreased since the flag is just transmitted in the look bearing. A computerized shaft previous is one that works in the advanced area. Generally, pillar formers were actualized in simple; the weights were resolved and connected to the antenna inputs via analog circuitry. With digital beam forming, the receiving wire signals are separately deciphered from Radio Frequencies (RF) to Intermediate Frequencies (IF), digitized and at that point down-changed over to base-band I and Q segments. A shaft shaping calculation executed on at least one advanced flag processors at that point forms I and Q parts to decide a set of weights for the info signals. The information signals are at that point increased by the weights and summed to yield the flag of intrigue (SOI).

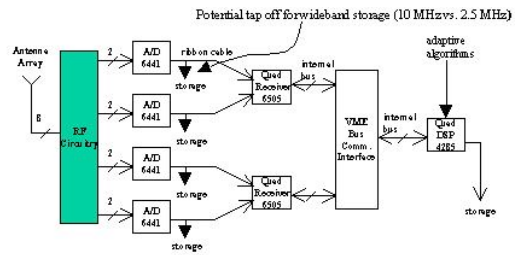


Fig. 1: - Tap of storage

III. TYPES OF SMART ANTENNA SYSTEMS

There are essentially two ways to deal with execute reception apparatuses that powerfully change their reception apparatus example to relieve obstruction and multipath influences while expanding scope what's more, run. They are

- Switched beam
- Adaptive Arrays

1) Switched beam:

The Switched shaft approach is less complex contrasted with the completely versatile approach. It gives an extensive increment in arrange limit when

contrasted with conventional Omni directional receiving wire frameworks or division based frameworks. In this approach, a receiving wire cluster creates covering bars that cover the encompassing region. At the point when an approaching sign is distinguished, the base station decides the bar that is best adjusted in the flag of-intrigue heading and after that changes to that shaft to speak with the client.

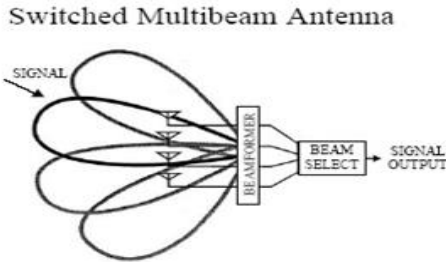


Fig. 2: - Switched Multibeam array

2) Adaptive Arrays:

The Adaptive exhibit framework is the "more astute" of the two methodologies. This framework tracks the versatile client persistently by guiding the primary bar towards the client and in the meantime shaping nulls in the ways of the meddling sign. Like exchanged shaft frameworks, they likewise join clusters. Normally, they got motion from every one of the spatially dispersed radio wire components is duplicated by a weight. The weights are perplexing in nature and change the abundance and stage. These signs are joined to yield the exhibit yield. These mind boggling weights are figured by a confounded versatile calculation, which is pre-customized into the advanced flag preparing unit that deals with the flag emanated by the base station.

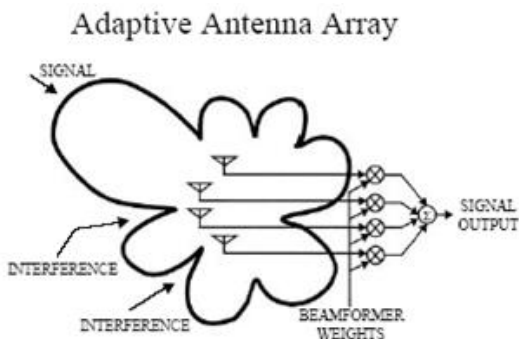


Fig. 3: - Adaptive Antenna Array

IV. USES OF SMART ANTENNA

A space-time processor ('shrewd' reception apparatus') is equipped for shaping transmit/get shafts towards the versatile of intrigue. At the same time it is conceivable to put spatial nulls toward undesirable obstructions. This capacity can be utilized to move forward the execution of a portable correspondence framework

a) Expanded radio wire pick up:

The 'savvy' receiving wire frames transmit and get pillars. Along these lines, the 'brilliant' radio wire has a higher pick up than a regular Omni-directional reception apparatus. The higher pick up can be utilized to either expand the compelling scope, or to increment the recipient affectability, which thusly can be misused to decrease transmit control and electromagnetic radiation in the arrange.

b) Diminished between image obstruction (ISI):

Multipath spread in versatile radio conditions prompts ISI. Utilizing transmit and get bars that are coordinated towards the portable of intrigue lessens the measure of Multipath and ISI.

c) Diminished co-channel-obstruction (CCI):

Brilliant receiving wire transmitters produce less obstruction by just sending RF control in the coveted ways. Furthermore, 'smart' radio wire collectors can dismiss obstruction by looking just toward the coveted source. Therefore 'shrewd' reception apparatuses are fit for diminishing CCI. An essentially diminished CCI can be exploited by Spatial Division Multiple Access (SDMA). A similar recurrence band can be re-utilized as a part of more cells, i.e. the purported recurrence re-utilize separation can be diminished. This method is called Channel Re-utilize by means of Spatial Separation. A few mobiles can have a similar recurrence inside a cell. Various signs touching base at the base station can be isolated by the base station beneficiary as long as their rakish detachment is greater than transmit/get bar widths. The shafts that are incubated indistinguishably utilize a similar recurrence band. This method is called Channel Re-utilize by means of Angular Separations.

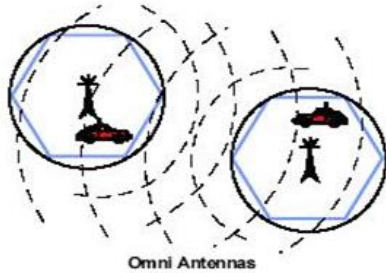


Fig. 4: - Omni Antennas

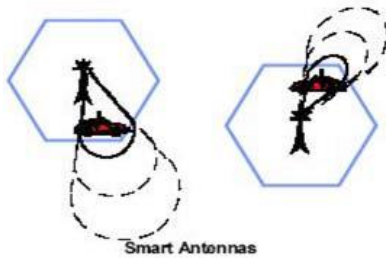


Fig. 5: - Smart Antenna

V. WORKING OF SMART ANTENNA

Every reception apparatus component "sees" every spread way in an unexpected way, empowering the gathering of components to recognize singular ways to inside a specific determination. As a result, shrewd receiving wire transmitters can encode autonomous floods of information onto distinctive ways or straight mixes of ways, in this way expanding the information rate, or they can encode information needlessly onto ways that blur freely to shield the beneficiary from cataclysmic flag blurs, along these lines giving assorted variety pick up. A savvy reception apparatus recipient can disentangle the information from a shrewd receiving wire transmitter this is the most elevated performing design or it can basically give cluster pick up or assorted variety pick up to the coveted signs transmitted from traditional transmitters and stifle the obstruction. No manual position of reception apparatuses is required. The keen receiving wire electronically adjusts to the earth by searching for pilot tones or reference points or by recuperating certain qualities, (for example, a known letter set or consistent envelope) that the transmitted flag is known to have. The keen radio wire can likewise isolate the signs from different clients who are isolated in space (i.e. by remove) yet who utilize a similar radio channel

(i.e. focus recurrence, availability, as well as code); this application is called Space-division different access (SDMA).

VI. SMART ANTENNA RELATED WORKS

a) MBPVAA for Smart Antenna Applications in Cellular Systems:

In this paper antenna has utilized another cluster reception apparatus idea for application as shrewd receiving wire in cell frameworks has been produced. He executed as a reduced, 4 x 4 double spellbound, multiband cluster together with an alignment organize which fulfils the tight resilience's of the framework necessities. A three-dimensional radiator structure made of metalized plastic covers over 20% transmission capacity (VSWR<1.5) and permits different polarizations, e.g., double inclination polarization. A substantial small scale strip board for flag dispersion shapes a sandwich structure together with a carbon-fibre strengthened back-plate and a froth filled epoxy radome (radar arch). These measures keep the heaviness of the cluster outstandingly low while guaranteeing high mechanical soundness. A wide band (15dB match more than 20% at 2GHz), polarization-flexible, low-weight exhibit radio wire has been depicted. It contains an adjustment arrange for application in savvy reception apparatus cell base-stations. The receiving wire consolidates a few dynamic innovations with a specific end goal to keep execution, weight, and cost inside points of confinement: metalized plastic radiators, printed circuit board systems, sandwich structure with strengthened shells. Specific endeavours have been portrayed to keep couplings between radio wire segments underneath - 17dB without disintegration of the tilted radiation design.

b) The WWRF and SAS Technology:

In this paper the WWRF are commonly producers, organize administrators/specialist co-ops, R&D focuses, colleges and little and medium ventures. Specifically, the WWRF distinguish and scope investigate issues pertinent to future versatile and remote correspondences, including pre-administrative effect appraisals and welcome around the world cooperation. All things considered, the Forum gives a worldwide stage to dialog of results, trade of

perspectives to start worldwide participation towards frameworks past 3G. Specifically, brilliant reception apparatus innovation has turned out to be a standout amongst the most prevailing advances for future remote frameworks. This paper gives a review of the WWRF and keen receiving wire advancements being created inside the WWRF.

c) **MLA for High Frequency RFID Smart Shelf: Application**

In This paper a patent-pending multiloop reception apparatus for HF (13.56MHz) RFID brilliant rack applications. The proposed receiving wire model has possessed the capacity to produce attractive field with uniform size for a bigger cross examination district. What's more, the position of safety structure makes it simple for usage and a bit much for any alteration to the rack. Consequently, the framework establishment cost has been lessened essentially. The patent-pending multi-circle radio wire has been utilized for RFID brilliant racks which are actualized in library for book administration with accomplished identification exactness of 95-100%.

d) **ATET Using an Interactive:**

In this paper has utilized a virtual apparatus (electronic book) for radio wire hypothesis and electromagnetic spread is displayed. An assortment of radiation and electromagnetic issues running from direct reception apparatuses to clusters, radiation in time space, miniaturized scale strip receiving wires, brilliant radio wires, and reflectors can be mimicked. The material is valuable both at undergrad and graduate building courses. The instruction device utilizes an easy to understand interface because of MathCAD programming bundle which has been utilized to build up the electronic book. Additionally, route all through the book takes after similar principles utilized by web clients, in this way, no additional information must be acquainted on how with utilize the present device. Other than the easy to understand interface, the book additionally includes perception capacities, 3D portrayals and recordings, which assume a huge part in educating. The electronic book accompanies a few exercise segments having twofold goals: in the first place, understudies can check their own particular advance, and second, information from such activities is given to educator/tutor. This information is to a great degree valuable to decide if a given segment can be

considered totally comprehended or some additional underline should be finished. All the material introduced in the book can be supplemented by additional associate survey logical papers given toward the finish of each area, a large portion of them can be downloaded (clearly, contingent upon the agreement amongst college and article). The book has been tried utilizing target information bringing about great acknowledgment. We have displayed a digital book for radio wire hypothesis, electromagnetic radiation and proliferation in view of MathCAD programming. The digital book exploits hypertext, intuitiveness and mixed media documents to improve perception and spur the understudy. The digital book substance and structure have been introduced: eight parts for undergrad and graduate level. The digital book has been equitably tried where comes about energize for advance change of the present release.

e) **RC and EI to Smart Antenna:**

In this paper radio wire has real working conditions impact to correspondence capacity with normal and comparative brilliant reception apparatus. Techniques: Experimental research, information examination and the outcomes investigation thoroughly. Test got and sent information bundles fruitful proportion, and its gathering force with reception apparatus in USB arrange gadget in Windows 98 framework, under AP (infra-structure) mode with remote broadband switches at a few channels. It is extraordinarily changing the comparable savvy reception apparatus position inside of group local location, under 1 to most a few BSs at a similar channel. Results: The gathering power is 70~76%, even more than 90% out of the entryway, the fruitful gathering bundles 14~20%, even beneath 10%; sending parcels underneath 10% even 2% between remote switch and connector just, while flag infiltrating through the much hindrance dividers and structures. Uplink mistake is substantially more than Omni ones. A substantial reflector can't effectively raise the execution of comparable savvy receiving wire with its own show programming. Conclusion: It is more grounded than lodge in the field and less entering through obstacles that principle directional example self-fit radio wire for its gathering and sending. Synchronous uplink for keen one keeps unblocked correspondence to defeat wave front twisting and multipath obstruction. The reflector is extremely useful strategy solid motion for normal

reception apparatus, yet not reasonable for shrewd one. Unidirectional radio wire concentrates vitality for long separation point-to-point settled correspondence and debilitating sign, with the goal that it suits and enters through multi obstructions.

VII. CONCLUSION

In conclusion to this paper "Brilliant Antenna" frameworks are the reception apparatuses with knowledge and the radiation example can be fluctuated without being mechanically changed. With fitting versatile calculations, for example, Recursive Least Square Algorithm (RLS) the pillar shaping can be gotten. As the framework utilizes a DSP processor the signs can be handled carefully and the execution is with a high information rate transmission and great diminishment of common flag impedance.

REFERENCES

- [1] Federal Communications Commission. Amendment of the commission's rules regarding dedicated short-range communication service in the 5.850- 5.925 GHz band, FCC 02-302. Tech. rep., FCC, November 2002.
- [2] J. Paniati (Dir., ITS, U.S Dept. of Transp.), Intelligent Safety Efforts in America, 10th ITS World Conf. <http://www.its.dot.gov/speeches/madridvii2003.ppt>, Nov. 17, 2003.
- [3] Xin Huang , "Smart Antennas for Intelligent Transportation Systems", 6th International Conference on ITS Telecommunications Proceedings, 2006.
- [4] USFCC, Report and Order, FCC 03-324, Dec. 2003.
- [5] http://www.standards.its.dot.gov/Documents/dsrc_advisory.htm
- [6] Minutes of IEEE DSRC Standards Group meetings,<http://www.learmstrong.com/DSRC/DSRCHomeset.htm>.
- [7] <http://www.freepatentsonline.com/6804602.html>
- [8] "Broadband communication and its realization with broadband ISDN" Heinrich Armbruster and Gerhard Arndt, November 1087-Vol. 25, No. 11 IEEE Communications Magazine
- [9] "Using Multistage Interference Cancellation Smart Antennas in Wideband CDMA Uplink", Hsin-Chin Liu and John F. Doherty, Signals, Systems and Computers, 2003. Conference Record of the Thirty-Seventh Asilomar Conference on Volume 1, Issue, 9-12 Nov. 2003 Page(s): 433 – 437 Vol.1
- [10] <http://www.nari.ee.ethz.ch/wireless/pubs/files/PIMRC2005.pdf>
- [11] M. Cooper, M. Goldberg, Intelligent Antennas: Spatial Division Multiple Access, IEC Annual Review of Communications, 1996,pp.999-1002.
- [13] <http://www.wirelessnetdesignline.com/showArticle.jhtml?articleID=161601515>
- [14] "Performance of Switched Beam Systems in Cellular Base Stations" Tushar Moorti and Arogyaswami Paulraj Proceedings of ASILOMAR-29,<http://ieeexplore.ieee.org/iel3/3850/11240/00540577.pdf?tp=&isnumber=&arnumber=540577>
- [15] http://people.cornell.edu/pages/zf24/Adaptive_arrays.htm
- [16] For example, M. Fujise, H. Harada, K. Tokuda, and T. Ushikubo, "Development of PHS & ETC Dual-Service Radio on Fiber System at 5.8 GHz," in Proc. 1999 Engineering Sciences Society Conference of IEICE, A-17-3, Sept. 1999 .
- [17] F. Dobias and W. Grabow, "Adaptive Array Antenna for 5.8 GHz Vehicle to Roadside Communication," in Proc. 1994 IEEE 44th Vehicular Technology Conference, vol. 3, pp. 1512-16, June 1994.
- [18] F. Dobias and J. Gunther "Reconfigurable Array Antennas with Phaseonly Control of Quantized Phase Shiften," in Proc. 1995 IEEE 45th Vehicular Technology Conference, vol. 1, pp. 35-39,1995.
- [19] M. Yasunaga, Y. Okamoto, R. Miyamoto, and Y. Yamasaki, "Research Activities on Radio on Fiber Communication Network in TAO," in Proc. ITST2000, pp. 59-64, Oct. 2000.
- [20] Y. Okamoto, R. Miyamoto, and M. Yasunaga, "ROF Access Transmission Systems for Road-Vehicle Communication." in Proc. of the 2000 Engineering Sciences Society Conference of IEICE, A-17-15, Sept. 2000
- [21] Y. Yamasaki, M. Yasunaga, Y. Murakami. and H. Moribe, "A Beam Control Array Antenna for Road to Vehicle

Communications”, in 2001 IEEE Intelligent Transportation Systems Conference Proceedings - Oakland (CA) USA = August 25-29, 2001