

# Financial Statement Analysis Using Common Size on Mahindra Sindol Motors

BHADRAPPA HARALAYYA

*HOD and Associate Professor, Department of MBA, Lingaraj Appa Engineering College, Bidar*

**Abstract-** *A Primary limitation of the typical economic statements comprising the balance sheet and the earnings and loss account is that they do not supply all the information related to the monetary operation of a firm. Nevertheless, they furnish some extra ordinarily useful information to the extent that the balance sheet mirrors the economic position on a precise date in terms of the structure of the assets, liabilities and owners, equity, and so on and the earnings and loss account shows the outcomes of operation at some stage in a certain length of time in terms of the revenues acquired and the cost incurred at some point of the year. Thus, the financial statements supply a summarized view of the financial function and operations of a firm. Therefore, a good deal can be learnt about a company from a careful examination of its economic statements as valuable documents/performance reports. The analysis of financial statements is, thus, a vital aid to financial analysis.*

## I. INTRODUCTION

The main aim of marketing is meet and satisfy target customer need and buyers behaviour refers to people or organisation conduct activities and together with the impact of various influence on them towards making decision on purchase of product and service in a market.

The field of consumer behaviour studies how individuals, groups and organisation select, buy, use and dispose of good, service, ideas, or experience to satisfy their needs and desires understanding consumer behaviour and knowing customer are never simple. They are responding to influences that changes their mind at the last minute. A buyer makes takes a decision whether save or spends the money.

Mahindra And Mahindra started a joint venture with British Telecom in 1986 as a technology outs ourcing

firm. British Telecom initially had around 30 Percentage stake in the MAHINDRA AND MAHINDRA company . In December 2010, British Telecom sold 5.5 Percent of its stake In Tech Mahindra to Mahindra and Mahindra for Rs 451 crore .InAugust 2012, British Telecom sold 14.1 Percent of its stake to institutional investors for about Rs 1,395 crore . In December 2012, British telecom sold its remaining 9.1 Percent (11.6 million shares) shareholding to institutional investors, for a total gross cash proceeds of Rs 1,011.4 crore .This sale marked

### • OUR CORE VALUES

We, at Mahindra, are driven by a single purpose – to RISE! We mean and intend to rise Beyond doubts, fear and skepticism; for ourselves, for our family and our nation. In Pursuit of outperforming our own standards, we relentlessly work towards achieving Excellence, covering as many industries as we can, satisfying as many customers as we can And most importantly touching as many lives as we can.

### • OUR LEADERSHIP

Mahindra’s leaders set the tone and lead the charge in our aspiration to be one of the world’s 50 most admired global brands by 2021. The direct our focus on technology and innovation, Chart our global expansion, and lay the markers for our growth Our leadership’s ability to manage our operations and finances the world over, build and Groom our global talent pool, and lead our endeavours in new markets and geo graphics help To constantly move forward and offer our customers only the very best .

## II. THEORETICAL BACKGROUND OF THE STUDY

The focus of economic analysis is on key figures in the economic statements and the widespread relationship that exit between them. The evaluation of economic statements is a system of appreciation of the firm’s

role and performance. The first project of the economic analyst is to choose the data applicable to the choice under consideration from the complete records contained in the financial statements. The 2<sup>nd</sup> step is to organize the data in a way to spotlight massive relationships. The ultimate step is interpretation and drawing of inferences and conclusions. In quick financial evaluation is the method of selection, relation and evaluation.

- Common size statement:

Common dimension assertion express property and liabilities as percentage of whole property and fees and earnings as percentage of sales. Common –size comparative statements prepared for one association over the years would spotlight the relative modification in every group of expenses, belongings and liabilities. This statement can be equally useful for inter-firm comparable, given the facts that absolute figures of two firms of the identical enterprise are no longer comparable.

### III. RESEARCH DESIGN

#### 3.1 STATEMENT OF THE PROBLEM

The technology of globalization modern-day free market economic system introduces a window of company acidity that has large effect on any countries trade and general development. To whole the process of company or trading monetary intermediaries and group act like as safe gateway between two sides. As an institution, company has been contributing towards the improvement of any economy for a long time and at the moment it is dealt with as an essential company enterprise in modern world. Now days the functioning vicinity of company now not constrained within equal geographical restrict of any country.

#### 3.2 NEED FOR THE STUDY

The economic statements are reflecting which reflects the financial function and electricity or weak point of the concern. The company monetary agency has been witnessed severe opposition from company and global company. Every business wants to economic performance analysis.

The find out about on monetary overall performance frequent measurement of Mahindra & Mahindra is conducted to measure the universal overall

performance of the company. The economic evaluation strengths the association to make their excellent use, and to be in a position to spot out economic weakness of the company to country appropriate corrective actions.

#### 3.3 OBJECTIVES OF THE STUDY

- It is beneficial in comparing two or more periods or two or more companies when the productive capacity is not the same.
- The comparative significance of each individual item of expenses and incomes stands out clearly.
- A study of common size percentage of a company indicates the structure of profit and loss account.
- The common size income statement also shows the distribution of profit in form of interest, taxes and dividends.
- To understand the concept of financial performance.
- From the viewpoint of researcher, the above objectives depend on accuracy, quality, quantity and availability of data regarding financial information.

#### 3.4 SCOPE OF THE STUDY

The study is based on the accounting information of the Mahindra Sindol motors, Bidar. The study covers the period of 2015-2017 for analysing the financial statement such as profit and loss account and balance sheet.

The scope of the study involves the various factors that affect the financial efficiency of the company. To increase the profit and growth of the company.

The data of the past three years are taken into account for the study. The performance is compared within those periods.

#### 3.5 RESEARCH METHODOLOGY

##### RESEARCH METHODOLOGY

Research can be defined as “A Scientific and systemic search for pertinent records on a unique topic”. Therefore, research should be understood as a geared up pastime with particular targets on a hassle or issues supported through compilation of associated facts and

facts, involving utility of relevant equipment of evaluation and deriving logically on originality.

complexity in the market as well as advertising and marketing techniques on hand to the researchers.

**RESEARCH DESIGN**

Research Design is the arrangement of condition for collection and evaluation of statistics in manner that aims to combine relevance to the research reason with the economy in procedure. Research Design is necessary notably due to the fact of the expanded

**SOURCES OF DATA**

- PRIMARY DATA
- SECONDRY DATA

**IV. DATA AND ANALYSIS**

**FINANCIAL STATEMENT ANALYSIS COMMON SIZE PROFIT AND LOSS ACCOUNT OF MAHINDRA SINDOL MOTORS**

	2017	%2017	2016	%2016	2015	%2015
Revenue	29,141	100	26,494	100	22,621	100
Employee cost	15,454	53.03	13,908	52.49	11,914	52.66
other cost	9503	32.61	8268	31.20	6516	28.80
Depreciation	978	3.35	762	2.87	611	2.70
Interest expenses	129	0.44	96	0.36	69	0.30
Taxes	1002	3.44	860	3.24	960	4.24
Net profit	2813	9.65	3118	11.76	2628	11.61

**FINANCIAL STATEMENT ANALYSIS COMMON SIZE BALANCE SHEET OF MAHINDRA SINDOL MOTORS**

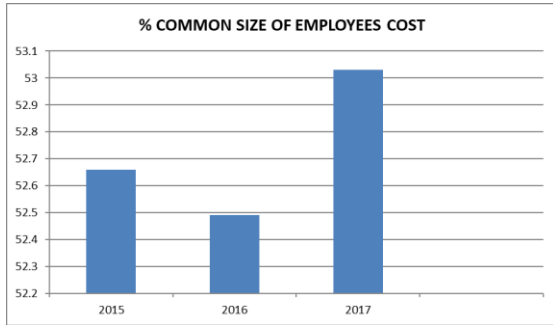
(RS. Crores)

	2017	%2017	2016	%2016	2015	%2015
Share Capital	297.06	1.00	296.32	1.22	295.70	1.35
Reserves & Surplus	26488.56	89.61	22126.85	91.18	18948.60	86.62
Net Worth	26785.62	90.61	22423.17	92.40	19255.09	88.02
Secured Loan	12.20	0.04	.00	00	.00	00
Unsecured Loan	2760.67	9.34	1843.55	7.60	2620.38	11.98
<b>TOTAL LIABILITIES</b>	<b>29558.49</b>	<b>100</b>	<b>24266.72</b>	<b>100</b>	<b>21875.47</b>	<b>100</b>
<b>Assets</b>						
Gross Block	14501.88	49.06	13241.17	54.56	11109.91	50.78
(-) Acc. Depreciation	6730.84	22.77	5645.18	23.26	5180.45	23.68
Net Block	7771.04	26.29	7595.99	31.30	5918.67	27.05
Capital Work in Progress	2040.40	6.90	1562.15	6.43	2178.76	9.95
Investments	17908.40	60.58	13547.40	55.82	13138.16	60.05
Inventories	2758.01	9.33	2687.93	11.07	2437.57	11.14
Sundry Debtors	2938.84	9.94	2511.64	10.35	2558.03	11.69
Cash and Bank	1687.48	5.70	2287.03	9.42	2064.77	9.43
Loans and Advances	4864.15	16.45	5307.43	21.87	4638.12	21.20

Total Current Assets	12248.48	41.43	12794.03	52.72	11698.49	53.47
Current Liabilities	9019.90	30.51	10168.07	41.90	9000.62	41.14
Provisions	1389.93	4.70	1064.78	4.38	2068.78	9.45
Total Current Liabilities	10409.83	35.21	11232.85	46.28	11069.40	50.60
NET CURRENT ASSETS	1838.65	6.22	1561.18	6.43	629.09	2.87
TOTAL ASSETS(A+B+C+D+E)	29558.49	100	24266.72	100	21875.47	100

4.1 ANALYSIS OF EMPLOYEES COST?

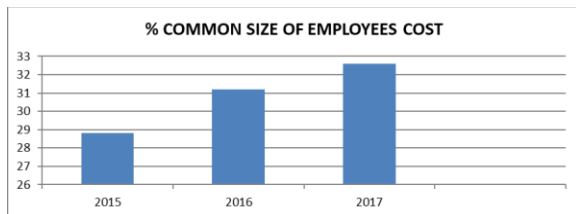
Employees Cost	Amount	% Common Size
2015	11914	52.66
2016	13908	52.49
2017	15454	53.03



Interpretation:  
The above table and graph shown that Common Size of Employees Cost in the year 2015 is 52.66,2016 is 52.49 and 2017 is 53.03

4.2 ANALYSIS OF OTHER COST?

Other Cost	Amount	% Common Size
2015	6516	28.80
2016	8268	31.20
2017	9503	32.61

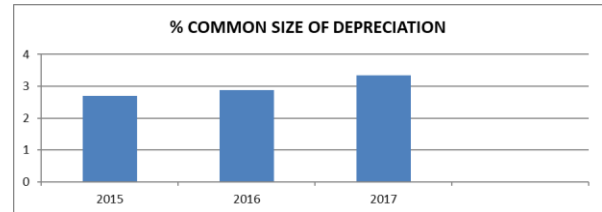


Interpretation:

The above table and graph shown that Common Size of Other Cost in the year 2015 is 28.80,2016 is 31.20 and 2017 is 32.61

4.3 ANALYSIS OF DEPRECIATION?

Depreciation	Amount	% Common Size
2015	611	2.70
2016	762	2.87
2017	978	3.35

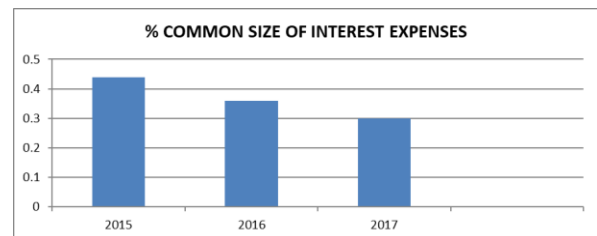


Interpretation:

The above table and graph shown that Common Size of Depreciation in the year 2015 is 2.70,2016 is 2.87 and 2017 is 3.35.

4.4 ANALYSIS OF INTEREST EXPENSES?

Interest Expenses	Amount	% Common Size
2015	129	0.44
2016	96	0.36
2017	69	0.30

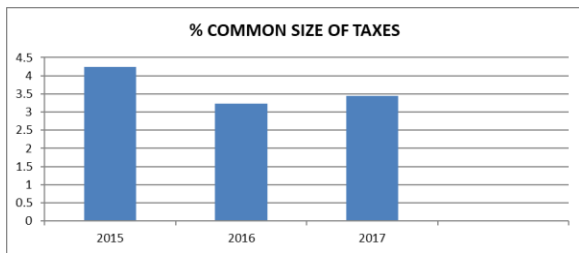


Interpretation:

The above table and graph shown that Common Size of Interest Expenses in the year 2015 is 0.30,2016 is 0.36 and 2017 is 0.44.

4.5 ANALYSIS OF TAXES?

Taxes	Amount	% Common Size
2015	960	4.24
2016	860	3.24
2017	1002	3.44

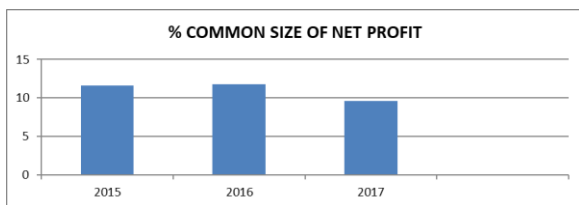


Interpretation:

The above table and graph shown that Common Size of Taxes in the year 2015 is 4.24,2016 is 3.24 and 2017 is 3.44.

4.6 ANALYSIS OF NET PROFIT?

Net Profit	Amount	% Common Size
2015	2628	11.61
2016	3118	11.76
2017	2813	9.65



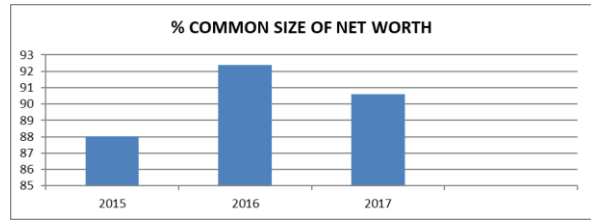
Interpretation:

The above table and graph shown that Common Size of Net Profit in the year 2015 is 11.61,2016 is 11.76 and 2017 is 9.65.

4.7 ANALYSIS OF NET WORTH?

Net Worth	Amount	% Common Size
2015	19255.09	88.02
2016	22423.17	92.40
2017	26785.62	90.61

2015	19255.09	88.02
2016	22423.17	92.40
2017	26785.62	90.61

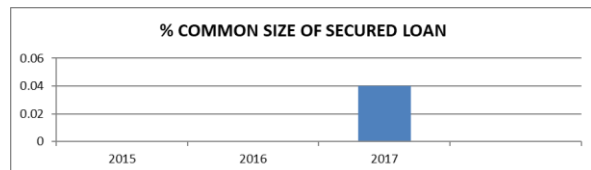


Interpretation:

The above table and graph shown that Common Size of Net Worth in the year 2015 is 88.02,2016 is 92.40 and 2017 is 90.61.

4.8 ANALYSIS OF SECURED LOAN?

Secured Loan	Amount	% Common Size
2015	00	0.00
2016	00	0.00
2017	12.20	0.04

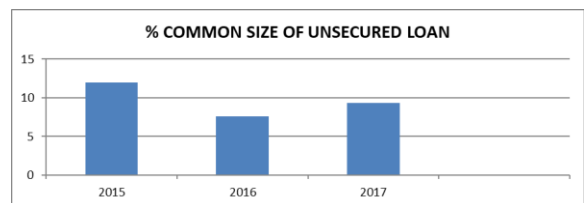


Interpretation:

The above table and graph shown that Common Size of Secured Loan in the year 2015 is 0.00,2016 is 0.00 and 2017 is 0.04.

4.9 ANALYSIS OF UNSECURED LOAN?

Unsecured Loan	Amount	% Common Size
2015	2620.38	11.98
2016	1843.55	7.60
2017	2760.67	9.34

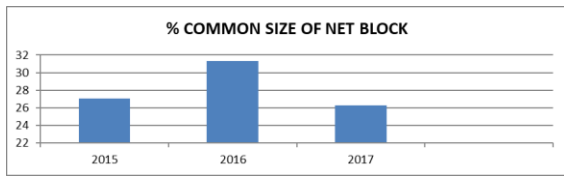


Interpretation:

The above table and graph shown that Common Size of Unsecured Loan in the year 2015 is 11.98,2016 is 7.60 and 2017 is 9.34.

4.10 ANALYSIS OF NET BLOCK?

Net Block	Amount	% Common Size
2015	5918.67	27.05
2016	7595.99	31.30
2017	7771.04	26.29

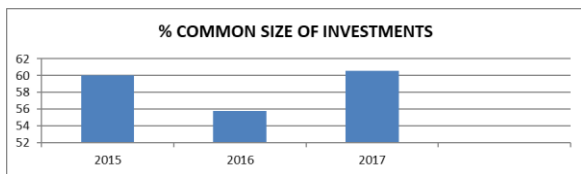


Interpretation:

The above table and graph shown that Common Size of Net Block in the year 2015 is 27.05,2016 is 31.30 and 2017 is 26.29.

4.11 ANALYSIS OF INVESTMENTS?

Investments	Amount	% Common Size
2015	13138.16	60.05
2016	13547.40	55.82
2017	17908.40	60.58



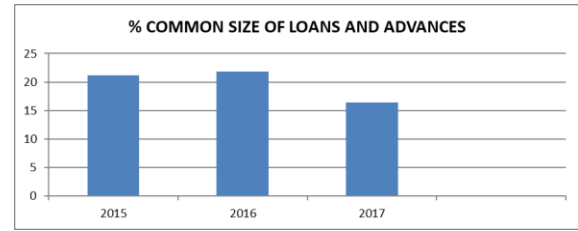
Interpretation:

The above table and graph shown that Common Size of Investments in the year 2015 is 60.05,2016 is 55.82 and 2017 is 60.58.

4.12 ANALYSIS OF LOANS AND ADVANCES?

Loans and Advances	Amount	% Common Size
2015	4638.12	21.20

2016	5307.43	21.87
2017	4864.15	16.45



Interpretation:

The above table and graph shown that Common Size of Loans and Advances in the year 2015 is 21.20,2016 is 21.87 and 2017 is 16.45.

V. FINDINGS, CONCLUSION AND SUGGESTIONS

5.1 SUMMARY OF FINDINGS

- It is observed that the activity expended of the company is low related to final 12 months pastime expended by means of the company.
- It is determined that the running expenses of the financial statement is high with related to the remaining year of working charges of the company
- It is found that the provision and contingencies of the financial statement is low with related to the remaining 12 months of provision and contingencies of the company.
- It is found that the total income of the company is high with associated to the final year of complete revenue of the company.

5.2 CONCLUSION

Company Financial statement over the years has been more than a few companies. Today Indian company is below reform process. Foreign company are entering into market and private companies gaining momentum. This stage is crucial for nationalized companies like Mahindra & Mahindra. Its future depends on how it can face threats and cash on opportunities. Thinking globally considering local aspects is the need of this hour. M & M financial statement has to use its tremendous company journey to reap a robust preserve in the Indian company system and build a globally respected brand .M & M has a brilliant future as it gives higher thrust towards

technological up gradation of its operation beside this, the financial statement has additionally hooked up. Realizing and evolving the various needs of clients the financial statement has various too, getting into several new areas such as service provider company, hire buy and leasing and digital remittance provider etc.

### 5.3 SUGGESTION / RECOMMENDATIONS

In order to improve their monetary performance, the M&M financial statement is advised the following based on the analysis.

- The financial statement must inspire and impart proper know-how about company to their staff.
- The company should carry new products/ services based on the aspirations of customers.
- The financial statement need to become more clients centric by using leveraging sophisticated insights to enhance hazard administration pricing, channel overall performance and consumer satisfaction.

### REFERENCES

- [1] BHADRAPPA HARALAYYA , P.S.AITHAL , PERFORMANCE AFFECTING FACTORS OF INDIAN BANKING SECTOR: AN EMPIRICAL ANALYSIS, George Washington International Law Review, Vol.- 07 Issue -01, April-June 2021, PAGE No : 607-621, Available at: <http://archive-gwilr.org/wp-content/uploads/2021/06/Bhadrappa-Haralayya.pdf>
- [2] BHADRAPPA HARALAYYA , P.S.AITHAL , TECHNICAL EFFICIENCY AFFECTING FACTORS IN INDIAN BANKING SECTOR: AN EMPIRICAL ANALYSIS, Turkish Online Journal of Qualitative Inquiry (TOJQI), Vol.- 12 Issue -03, June 2021, PAGE No : 603-620, Available at: <https://www.tojqi.net/index.php/journal/article/view/791/242>
- [3] BHADRAPPA HARALAYYA , P.S.AITHAL , IMPLICATIONS OF BANKING SECTOR ON ECONOMIC DEVELOPMENT IN INDIA, George Washington International Law Review, Vol.- 07 Issue -01, April-June 2021, PAGE No : 631-642 Available at: <http://archive-gwilr.org/wp-content/uploads/2021/06/Bhadrappa-Haralayya-1.pdf>
- [4] BHADRAPPA HARALAYYA , P.S.AITHAL ,STUDY ON PRODUCTIVE EFFICIENCY OF BANKS IN DEVELOPING COUNTRY, International Research Journal of Humanities and Interdisciplinary Studies (www.irjhis.com) ,Volume: 2, Issue: 5, May 2021, Page No : 184-194. Available at : <http://irjhis.com/paper/IRJHIS2105025.pdf>
- [5] Bhadrappa Haralayya ; P. S. Aithal . "Study on Model and Camel Analysis of Banking" Iconic Research And Engineering Journals ,Volume 4 ,Issue 11 ,May 2021 Page 244-259. Available at <https://irejournals.com/paper-details/1702750>
- [6] Bhadrappa Haralayya and Aithal, P. S.. "Analysis of cost efficiency on scheduled commercial banks in India". International Journal of Current Research, Volume 13, Issue 06, June 2021, pp 17718-17725 Available at: <https://www.journalcra.com/sites/default/files/issue-pdf/41580.pdf>
- [7] Bhadrappa Haralayya and P. S. Aithal, "A Study On Structure and Growth of Banking Industry in India", International Journal of Research in Engineering, Science and Management ,Volume 4, Issue 5, May 2021. Page no 225–230. Available at: <https://www.journals.resaim.com/ijresm/article/view/778/749>.
- [8] Bhadrappa Haralayya, Retail Banking Trends in India ,International Journal of All Research Education and Scientific Methods (IJARESM), Volume: 9, Issue: 5, Year: May 2021, Page No : 3730-3732. Available At [http://www.ijaresm.com/uploaded\\_files/document\\_file/Bhadrappa\\_Haralayyaqscw.pdf](http://www.ijaresm.com/uploaded_files/document_file/Bhadrappa_Haralayyaqscw.pdf)
- [9] BHADRAPPA HARALAYYA, P.S.AITHAL, FACTORS DETERMINING THE EFFICIENCY IN INDIAN BANKING SECTOR : A TOBIT REGRESSION ANALYSIS", International Journal of Science & Engineering Development Research (www.ijsdr.org), Vol.6, Issue 6, June-2021, page no.1 - 6, Available :<http://www.ijsdr.org/papers/IJSDR2106001.pdf>

- [10] BHADRAPPA HARALAYYA , P.S.AITHAL , IMPLICATIONS OF BANKING SECTOR ON ECONOMIC DEVELOPMENT IN INDIA, flusserstudies, Volume 30, June 2021,Page No:1068-1080, Available at: <https://flusserstudies.org/archives/801>
- [11] BHADRAPPA HARALAYYA, P.S.AITHAL, STUDY ON PRODUCTIVE EFFICIENCY OF FINANCIAL INSTITUTIONS, International Journal of Innovative Research in Technology, Volume 8, Issue 1, June-2021 ,Page no: 159 – 164, Available: [http://ijirt.org/master/publishedpaper/IJIRT151514\\_PAPER.pdf](http://ijirt.org/master/publishedpaper/IJIRT151514_PAPER.pdf)
- [12] BHADRAPPA HARALAYYA , STUDY OF BANKING SERVICES PROVIDED BY BANKS IN INDIA, International Research Journal of Humanities and Interdisciplinary Studies (www.irjhis.com), Volume: 2, Issue: 6, Year: June 2021,Page No : 06-12, Available at : <http://irjhis.com/paper/IRJHIS2106002.pdf>.
- [13] BHADRAPPA HARALAYYA, P.S.AITHAL , ANALYSIS OF BANK PERFORMANCE USING CAMEL APPROACH", International Journal of Emerging Technologies and Innovative Research (www.jetir.org | UGC and issn Approved), Vol.8, Issue 5, May-2021, page no 305-314, Available at : <http://www.jetir.org/papers/JETIR2105840.pdf>
- [14] BHADRAPPA HARALAYYA, P.S.AITHAL, ANALYSIS OF BANK PRODUCTIVITY USING PANEL CAUSALITY TEST, Journal of Huazhong University of Science and Technology, Volume 50, Issue 6, June-2021 , Page no: 1 – 16, Available at: <https://app.box.com/s/o71lh776opeypauvzucp9e sntjwur9zf>
- [15] BHADRAPPA HARALAYYA, P.S.AITHAL, INTER BANK ANALYSIS OF COST EFFICIENCY USING MEAN, International Journal of Innovative Research in Science, Engineering and Technology (IJIRSET), Volume 10, Issue 6, June-2021 ,Page no: 6391-6397, Available at: [http://www.ijirset.com/upload/2021/june/97\\_INTER\\_NC1.pdf](http://www.ijirset.com/upload/2021/june/97_INTER_NC1.pdf)
- [16] BHADRAPPA HARALAYYA, P.S.AITHAL , ANALYSIS OF TOTAL FACTOR PRODUCTIVITY AND PROFITABILITY MATRIX OF BANKS BY HMTFP AND FPTFP, Science, Technology and Development Journal, Volume 10, Issue 6, June-2021, Page no: 190-203, Available at: <http://journalstd.com/gallery/23-june2021.pdf>
- [17] BHADRAPPA HARALAYYA, P.S.AITHAL , ANALYSIS OF BANKS TOTAL FACTOR PRODUCTIVITY BY AGGREGATE LEVEL, Journal of Xi'an University of Architecture & Technology, Volume 13, Issue 6, June- 2021 ,Page no: 296-314, available at: <https://www.xajzkjdx.cn/gallery/28-june2021.pdf>
- [18] Bhadrappa Haralayya, P S Aithal, "ANALYSIS OF BANKS TOTAL FACTOR PRODUCTIVITY BY DISAGGREGATE LEVEL", International Journal of Creative Research Thoughts (IJCRT), Volume.9, Issue 6, June 2021, pp.b488-b502, Available at :<http://www.ijcrt.org/papers/IJCRT2106187.pdf>
- [19] Haralayya B. Importance of CRM in Banking and Financial Sectors Journal of Advanced Research in Quality Control and Management 2021, 6(1): 8-9
- [20] Haralayya B. How Digital Banking has Brought Innovative Products and Services to India. Journal of Advanced Research in Quality Control and Management 2021; 6(1): 16-18
- [21] Haralayya B. Top 5 Priorities That will Shape The Future of Retail Banking Industry in India. Journal of Advanced Research in HR and Organizational Management 2021; 8(1&2): 17-18.
- [22] Haralayya B. Millennials and Mobile-Savvy Consumers are Driving a Huge Shift in The Retail Banking Industry. Journal of Advanced Research in Operational and Marketing Management 2021; 4(1): 17-19
- [23] Haralayya B. Core Banking Technology and Its Top 6 Implementation Challenges. Journal of Advanced Research in Operational and Marketing Management 2021; 4(1): 25-27
- [24] Nitesh S Vibhute ; Dr. Chandrakant B. Jewargi ; Dr. Bhadrappa Haralayya . "Study on Non-



- Performing Assets of Public Sector Banks" Iconic Research And Engineering Journals Volume 4, Issue, 12 June 2021, Page 52-61 Available at <https://irejournals.com/formatedpaper/1702767.pdf>
- [25] Haralayya, Dr. Bhadrappa and Saini, Shrawan Kumar, An Overview on Productive Efficiency of Banks & Financial Institution (2018). International Journal of Research, Volume 05 Issue 12, April 2018, Available at SSRN: <https://ssrn.com/abstract=3837503>
- [26] Haralayya, Dr. Bhadrappa, Review on the Productive Efficiency of Banks in Developing Country (2018). Journal for Studies in Management and Planning, Volume 04 Issue 05, April 2018, Available at SSRN: <https://ssrn.com/abstract=3837496>
- [27] Basha, Jeelan and Haralayya, Dr. Bhadrappa, Performance Analysis of Financial Ratios - Indian Public Non-Life Insurance Sector (April 30, 2021). Available at SSRN: <https://ssrn.com/abstract=3837465>.
- [28] Haralayya, Dr. Bhadrappa, The Productive Efficiency of Banks in Developing Country With Special Reference to Banks & Financial Institution (april 30, 2019). Available at SSRN: <https://ssrn.com/abstract=3844432> or <http://dx.doi.org/10.2139/ssrn.3844432>
- [29] Haralayya, Dr. Bhadrappa, Study on Performance of Foreign Banks in India (APRIL 2, 2016). Available at SSRN: <https://ssrn.com/abstract=3844403> or <http://dx.doi.org/10.2139/ssrn.3844403>
- [30] Haralayya, Dr. Bhadrappa, E-Finance and the Financial Services Industry (MARCH 28, 2014). Available at SSRN: <https://ssrn.com/abstract=3844405> or <http://dx.doi.org/10.2139/ssrn.3844405>
- [31] Haralayya, Dr. Bhadrappa, E-payment - An Overview (MARCH 28, 2014). Available at SSRN: <https://ssrn.com/abstract=3844409> or <http://dx.doi.org/10.2139/ssrn.3844409> .
- [32] Bhadrappa Haralayya . "Customer Satisfaction at M/s Sindol Bajaj Bidar" Iconic Research And Engineering Journals, Volume 4 ,Issue 12, June 2021, Page 157-169 Available at: <https://irejournals.com/formatedpaper/1702792.pdf>
- [33] Bhadrappa Haralayya . "Ratio Analysis at NSSK, Bidar" Iconic Research And Engineering Journals, Volume 4, Issue 12, June 2021, Page 170-182 Available at: <https://irejournals.com/formatedpaper/1702793.pdf>
- [34] Bhadrappa Haralayya . "Financial Statement Analysis of Shri Ram City Union Finance" Iconic Research And Engineering Journals, Volume 4, Issue 12, June 2021, Page 183-196 Available at: <https://irejournals.com/formatedpaper/1702794.pdf>
- [35] Bhadrappa Haralayya . "Employee Job Satisfaction at Big Bazaar" Iconic Research And Engineering Journals, Volume 4, Issue 12, June 2021, Page 197-206 Available at: <https://irejournals.com/formatedpaper/1702795.pdf>
- [36] Bhadrappa Haralayya . "Effect of Branding on Consumer Buying Behaviour at Vijay Bharat Motors Pvt Ltd, Bidar" Iconic Research And Engineering Journals, Volume 4, Issue 12, June 2021, Page 207-222 Available at: <https://irejournals.com/formatedpaper/1702796.pdf>
- [37] Bhadrappa Haralayya . "Study on Customer Perceptions Guru Basava Motors, Bidar" Iconic Research And Engineering Journals, Volume 4, Issue 12, June 2021, Page 223-231 Available at: <https://irejournals.com/formatedpaper/1702797.pdf>
- [38] Bhadrappa Haralayya . "Study on Loans and Advances for DCC Bank Main Branch Nayakaman, Bidar" Iconic Research And Engineering Journals, Volume 4, Issue 12, June 2021, Page 232-242 Available at: <https://irejournals.com/formatedpaper/1702798.pdf>
- [39] Bhadrappa Haralayya . "Work Life Balance of Employees at Karanja Industries Pvt Ltd, Bidar" Iconic Research And Engineering Journals, Volume 4, Issue 12, June 2021, Page 243-254 Available at:

<https://irejournals.com/formatedpaper/1702799.pdf>

- [40] Bhadrappa Haralayya . "Working Capital Management at TVS Motors, Bidar" Iconic Research And Engineering Journals, Volume 4, Issue 12, June 2021, Page 255-265 Available at: <https://irejournals.com/formatedpaper/1702800.pdf>
- [41] Haralayya, Dr. Bhadrappa, Testing Weak Form Efficiency of Indian Stock Market – An Empirical Study on NSE (April 30, 2021). Emerging Global Strategies for Indian Industry (ISBN: 978-81-910118-7-6), 2021, Available at SSRN: <https://ssrn.com/abstract=3837488>
- [42] Haralayya, Dr. Bhadrappa, Top 10 Ways to Improve the Communication Skills (JUNE 20, 2016). Available at SSRN: <https://ssrn.com/abstract=3844410> or <http://dx.doi.org/10.2139/ssrn.3844410>
- [43] Haralayya, Dr. Bhadrappa, Multi-Inter-Trans Disciplinary Research Towards Management and Commerce (July 25, 2016). Available at SSRN: <https://ssrn.com/abstract=3847404>